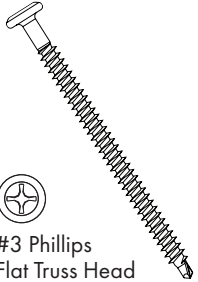
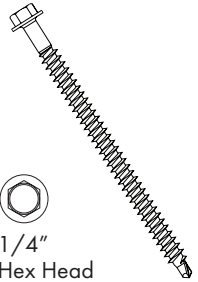
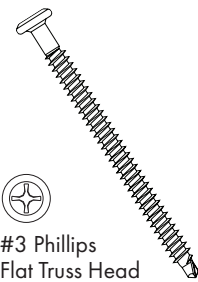
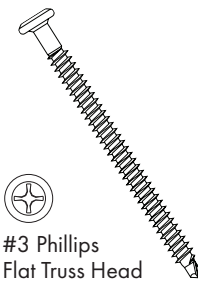
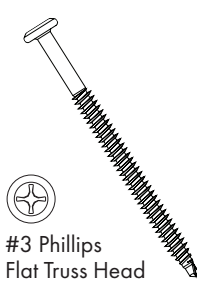
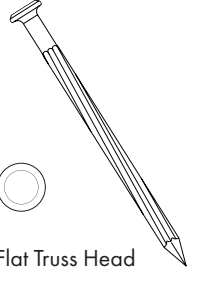
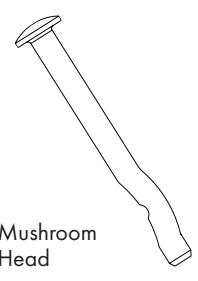
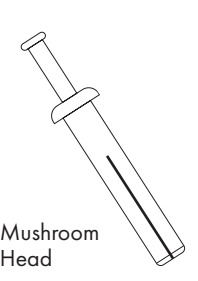
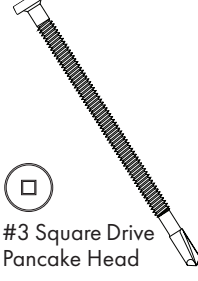
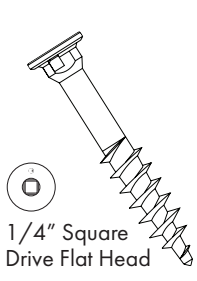
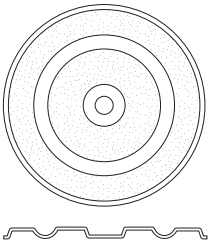
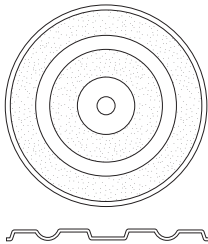
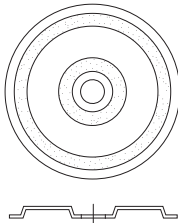
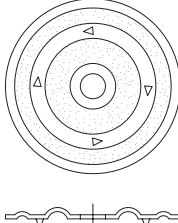
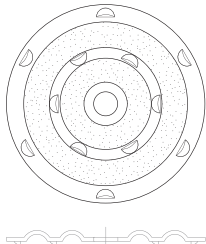


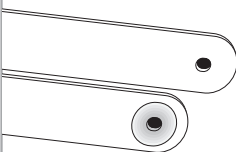
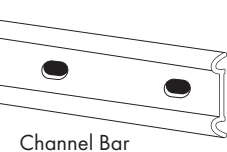
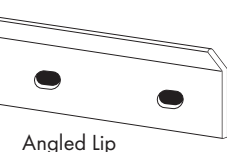
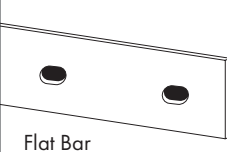



FASTENER SELECTION GUIDE

ROOFING FASTENERS					
Product	#12 DP	#12 DPH	#14 HD	#14 HDB-SS	#15 EHD
	 #3 Phillips Flat Truss Head	 1/4" Hex Head	 #3 Phillips Flat Truss Head	 #3 Phillips Flat Truss Head	 #3 Phillips Flat Truss Head
Threads per Inch/Style	13/Single Lead		13/Single Lead		13/Single Lead Buttress
Deck Type	16 - 24 gauge Metal & Wood		16 - 24 gauge Metal, Wood or Concrete	18 - 24 gauge Metal or Wood	16 - 24 gauge Metal or Wood
Approved Accessories	Flat/Recessed Insulation Plates	Recessed Insulation Plate	Flat/Recessed Insulation Plates, Seam Plates, Flat or Recessed Batten Bars		
Available Lengths (inches)	1 ⁵ / ₈ , 2 ¹ / ₄ , 2 ⁷ / ₈ , 3 ¹ / ₄ , 3 ³ / ₄ , 4 ¹ / ₂ , 5 - 8		1 ¹ / ₂ , 2, 2 ¹ / ₂ , 3, 3 ¹ / ₂ , 4, 4 ¹ / ₂ , 5, 5 ¹ / ₂ , 6 - 12	1 ¹ / ₂ , 2 - 12	1 ¹ / ₄ , 2 - 12, 16, 18, 20, 22, 24
Product	Fluted Concrete Nail	1/4" Concrete Spike	Zamac	#12 Purlin	TL Fastener
	 Flat Truss Head	 Mushroom Head	 Mushroom Head	 #3 Square Drive Pancake Head	 1/4" Square Drive Flat Head
Threads per Inch/Style	Spiral Fluted Shank/ Epoxy Coated	S-Shaped Design/ Epoxy Coated	One-piece expansion body/Zinc Alloy	24/Single Lead	Tapered Root with Buttress
Deck Type	Concrete, Masonry Block or Brick	Concrete	Concrete, Masonry Block or Brick	12 - 18 ga. metal	LWIC and Gypsum
Approved Accessories	Flat Insulation Plate, Seam Plates, Flat Batten Bar	Flat Insulation Plate, Seam Plates, Flat/Recessed Batten Bars	Termination Bars	Barbed Seam Plates Flat/Recessed Batten Bars	TL Insulation Plate TL Seam Plate
Available Lengths (inches)	1 ¹ / ₂ , 2, 2 ¹ / ₂ , 3, 3 ¹ / ₂ , 4, 4 ¹ / ₂ , 5, 5 ¹ / ₂ , 6 - 12	1 ¹ / ₄ , 1 ¹ / ₂ , 2, 2 ¹ / ₂ , 3, 3 ¹ / ₂ , 4, 4 ¹ / ₂ , 5, 5 ¹ / ₂ , 6, 6 ¹ / ₂ , 7, 7 ¹ / ₂ , 8 - 16	⁷ / ₈ , 1, 1 ¹ / ₄ , 1 ¹ / ₂ , 2	1 ³ / ₈ , 2 ³ / ₄ , 3 ³ / ₄ , 4 ³ / ₄ , 5 ³ / ₄ , 6 ³ / ₄ , 7 ³ / ₄ , 8 ³ / ₄	2, 2 ¹ / ₂ , 3, 3 ¹ / ₂ , 4, 4 ¹ / ₂ , 5, 5 ¹ / ₂ , 6, 6 ¹ / ₂ , 7, 7 ¹ / ₂ , 8, 8 ¹ / ₂ , 9, 9 ¹ / ₂ , 10 - 14

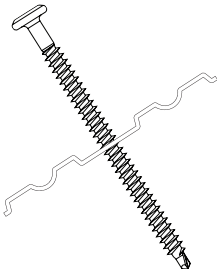
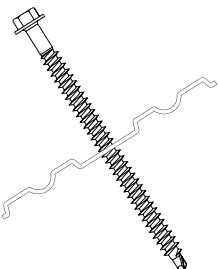



INSULATION & SEAM PLATES

Product	3" Metal Insulation Plate	3" Recessed Metal Insulation Plate	2" Metal Seam Plate	2" Barbed Metal Seam Plate	2.4" Barbed Metal Seam Plate
					
Material/Dimensions	Galvalume / 3" Round		Galvalume / 2" Round		Galvalume / 2.4" Round
Approved Fasteners	12DP, 14HD, 14HD-SS, 15EHD	12DP, 12DPH 14HD, 14HD-SS, 15EHD	14HD, 14HD-SS, 15EHD		
Application	Cover board, Insulation & Base Sheets	Insulation	Reinforced & Non-Reinforced Base Sheets	Reinforced Base Sheets	

BATTEN & TERMINATION BARS

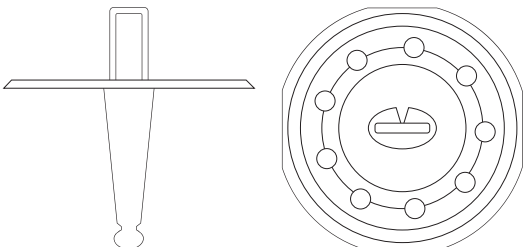
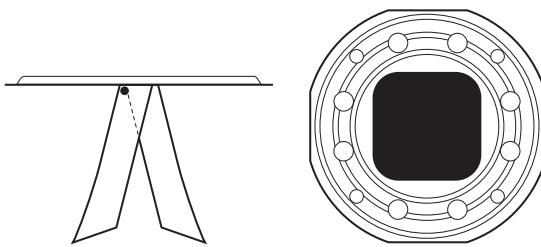
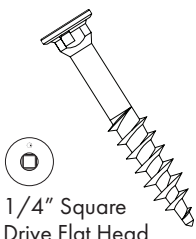
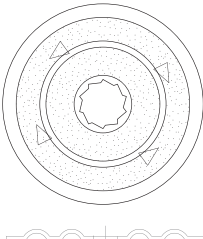
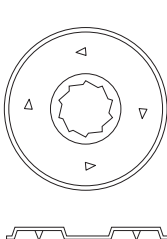
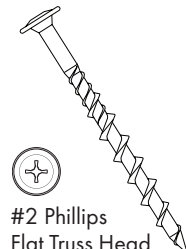
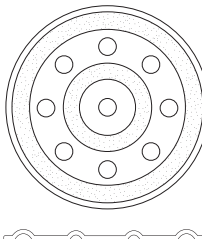
Product	Flat or Recessed Batten Bars	TB-50	TB-75 *	TB-100	TB-90	TB-125 *	Drain Bar
							
Material/Dimensions	Galvalume / 1" x 121"	Extruded Aluminum / 1" x 10'					Extruded Aluminum / 3.5" x 10'
Thickness (inches)	.043	.050	.075	.100	.090	.125	.100
Hole Spacing (inches; OC)	6, 12	6, 8	6, 8, 12	6, 8	6, 8	6, 8, 12	6, 12

PRE-ASSEMBLED FASTENER & PLATES

Product	#12 PA	#12 PAH	PA Fastener System	
			<ul style="list-style-type: none">■ PA fasteners are faster to install than individual plates and fasteners■ Simple, easy to use tools that require minimal training■ The Stand-up Tool features an adjustable depth control nose piece that eliminates the under/over driving of fasteners■ Lightweight and ergonomic design allows the operator to quickly and comfortably drive fasteners, increasing roof top productivity	
Fastener/ Plate	#12DP / 3" Metal Insulation Plate	#12DPH / 3" Recessed Metal Plate	  	
Deck Type	16 - 24 gauge Metal & Wood			
Available Lengths <small>(inches)</small>	1 ⁵ / ₈ , 2 ¹ / ₄ , 2 ⁷ / ₈ , 3 ¹ / ₄ , 3 ³ / ₄ , 4 ¹ / ₂ , 5 - 8			

*TB-75 and TB-125 are also available in Stainless Steel upon request.

SPECIALTY DECK ATTACHMENT

Product	Twin Loc-Nail			FM-75 and FM-90	
					
Material/ Dimensions	G-90 steel fastener with 2.7"Diameter Galvalume plate			G-90 steel fastener with 2.7"Diameter Galvalume plate	
Deck Type	LWIC, Cementitious Wood Fiber or Gypsum			LWIC or Gypsum	
Available Lengths <small>(inches)</small>	1.4, 1.8, 2.8, 3.8, 4.8			1.2, 1.7	
Product	TL Fastener	TL Metal Insulation Plate	TL Metal Seam Plate	Versa-Fast Fastener	Versa-Fast Plate
	 1/4" Square Drive Flat Head			 #2 Phillips Flat Truss Head	
Material/ Dimensions	Tapered Root with Buttress	Galvalume / 3" Round	Galvalume / 2" Round		Galvalume / 3" Round
Deck Type	LWIC or Gypsum				
Available Lengths <small>(inches)</small>	2, 2½, 3, 3½, 4, 4½, 5, 5½, 6, 6½, 7, 7½, 8, 8½, 9, 9½, 10-14		N/A	2¼, 3¼, 4¼	N/A

Refer to Performance Roof Systems' Specification and Detail Guide for application requirements and recommended fastening patterns. For a complete listing of FM approved fasteners, patterns and requirements please contact Technical Services.